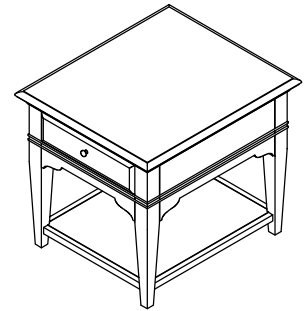


**Warning :**

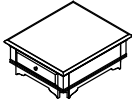











- Be sure to check all packing material carefully for small parts, which may have come loose inside the carton during shipment.
- To prevent possible scratches and damage, this furniture must be assembled on a soft surface such as a blanket or carpet.



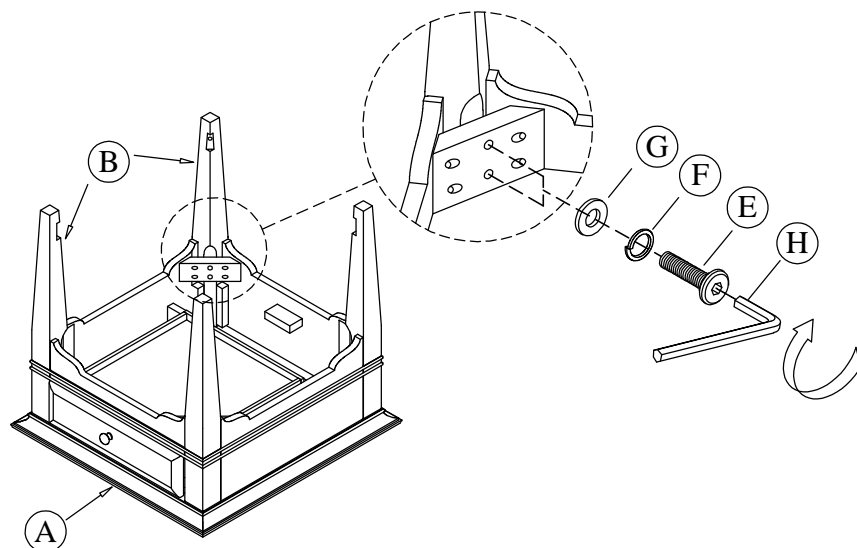
#59508  
Leg End Table

**Important Use Information:** We recommend using coasters, placemats and trivets when placing hot or cold containers on this item. It is also recommended to quickly cleanup any spills to minimize exposure to moisture. Doing so will prolong the life and look of the item for many years.

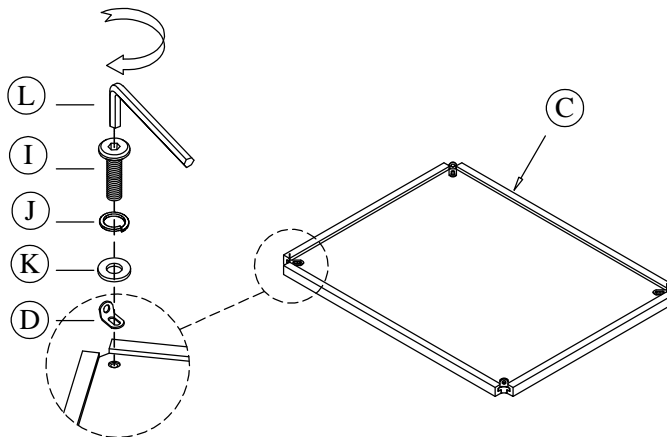
**Components and Hardware List**

<p>Table Top</p>  <p><b>(A)</b> 1 pc.</p>	<p>Leg</p>  <p><b>(B)</b> 4 pcs.</p>	<p>Shelf</p>  <p><b>(C)</b> 1 pc.</p>	<p>L-Bracket 32*20*18</p>  <p><b>(D)</b> 4 pcs.</p>	<p>Allen Head Bolt Ø5/16"-18 x 2-1/4"</p>  <p><b>(E)</b> 8 pcs.</p>	<p>Spring Washer Ø5/16"</p>  <p><b>(F)</b> 8 pcs.</p>
<p>Flat Washer Ø5/16" x 19*2mm</p>  <p><b>(G)</b> 8 pcs.</p>	<p>Allen Key 5mm</p>  <p><b>(H)</b> 1 pc.</p>	<p>Allen Head Bolt Ø1/4"-20 x 5/8"</p>  <p><b>(I)</b> 8 pcs.</p>	<p>Spring Washer Ø1/4"</p>  <p><b>(J)</b> 8 pcs.</p>	<p>Flat Washer Ø1/4" x 16*2mm</p>  <p><b>(K)</b> 8 pcs.</p>	<p>Allen Key 4mm</p>  <p><b>(L)</b> 1 pc.</p>

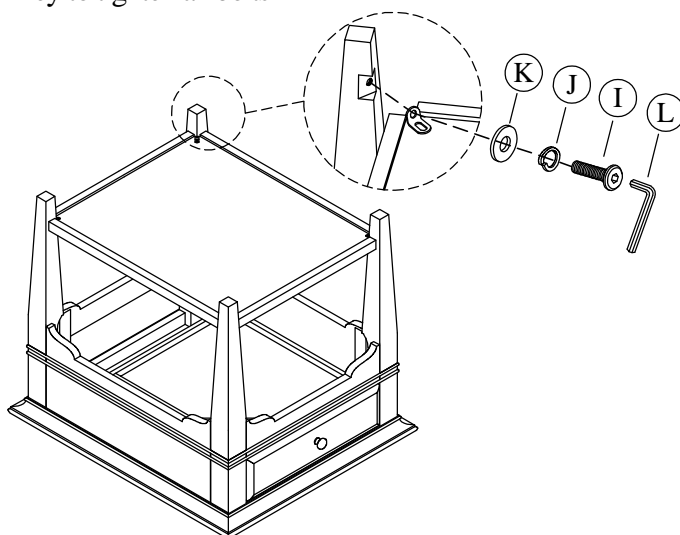
**Step 1: Do not fully tighten the bolts**



## Step 2: Do not fully tighten the bolts



## Step 3: Using the Allen key to tighten all bolts



Complete

